




PROVEX

comfort in the bathroom



Our vision	4-5
Story	6-7
Italian design	8-9
Customer care	10
Know How	11
Quality and Safety	12-13
Curiosity	14-15
Our common success	90

I ND EX

SHOWER PLEASURE

Modula	22-25
Flat	26-29
X-Line	30-33
E-Lite	34-37
Combi	38-41
Jolly	42-45
Vario	46-49
Look	50-53
Soft	54-57
S-Lite	58-61
Arco	62-65
Classic	66-69

SAFETY AND COMFORT

Serie 500	72-75
Serie 400	76-79
Serie 300	80-83
Serie 250	84-86
Serie 200	87
Serie 150	88
Serie 100	89



PROVEX
comfort in the bathroom

Frutto di diverse culture,
caratterizzati da esperienza e
costante impegno della ricerca
di originalità, il nostro impegno è
rivolto al benessere nel bagno.

Aus dem Nährboden verschiedener
Kulturen entstanden, durch
Erfahrung und dem ständigen
Streben nach Besonderem geprägt,
richten sich unsere Gedanken und
Ideen auf das Wohlbefinden im Bad.

From the fertile soil of different
cultures, through experience and
constant striving for special features
we have developed our thoughts
and ideas in order to promote a
feeling of well being in the bath.



OUR VISION



1978

Produzione della
1° antina da vasca
Produktion der 1.
Badewannenfaltwand
Production from the
1st shower screen

1988

Produzione del 1° specchio
da barba e trucco
Produktion der 1. Serie
Rasier- und Kosmetikspiegel
Production from
the 1st magnifying mirror

1997

Fondazione nuova Provex
Gründung neue Provex
Foundation new Provex

1975

Fondazione Provex
Gründung Provex
Foundation Provex

1981

Produzione del 1° sedile
da doccia e vasca
Produktion des 1.
Dusch- und Badewannensitzes
Production from the
1st shower and bath seat

1992

Produzione della
1° cabina in 6 mm
Produktion der 1. Serie
6 mm Duschkabinen
Production from the
1st shower enclosure in 6 mm



2005

Produzione del 1°
cabina con cerniere
Produktion der 1. Serie
Duschkabinen mit Scharnieren
Production from the 1st shower
enclosure with hinges

2017

MinMax - l'innovativo sistema
di estensibilità fino a 90 mm
MinMax - das innovative System
mit bis zu 90 mm Verstellbereich
MinMax - the innovative system
with up to 90 mm adjustment



STORIA
GESCHICHTE
STORY


2002


Completa riorganizzazione
del processo produttivo
Komplette Umstellung
des Produktionsprozesses
Complete conversion of
production process

2012

1° cabina completamente
liscia, interna ed esterna
1. flächenbündige Duschkabine,
innen und außen
1st flat shower enclosure,
inside and outside

**TO
RY**





Provex è punto d'incontro tra estetica e tecnologia. Prodotti eleganti e di elevata qualità, riconosciuti e apprezzati in Italia e nel mondo come raffinati oggetti d'arredo, esempi concreti del "Made in Italy".

ITALIAN

DESIGN

Provex ist die Symbiose zwischen herausragender Formsprache und Technologie. Elegante und qualitativ hochwertige Produkte - anerkannt und geschätzt in und außerhalb Italiens als stilvolle Einrichtungsgegenstände und konkretes Beispiel für das "Made in Italy".

Provex is a meeting point for contemporary looks and modern design principles. Elegant products of enduring quality recognised and admired in Italy and throughout the world as stylish bathroom furnishings, true examples of the "Made in Italy".

GN



I nostri prodotti garantiscono standard qualitativi superiori, massima attenzione alla funzionalità, ed estetica di pregio. Accanto a questi fattori diamo valore al servizio, sia prima che dopo l'acquisto del nostro prodotto, mettendo a disposizione dei nostri clienti persone competenti e pronte a risolvere qualsiasi esigenza.

CUSTOMER CARE

Unsere Produkte stehen für einwandfreie qualitätsvolle Verarbeitung, präzise Funktion und ästhetische Hochwertigkeit. Neben diesen Faktoren legen wir Wert auf den Service vor und nach dem Kauf unseres Produktes. Kompetente und motivierte Mitarbeiter im Innen- und Außendienst stehen Ihnen dabei zur Verfügung.

.....

Our products represent high quality, precise function and are aesthetically pleasing. In addition to these factors we attach importance to the service before and after the purchase of our product. Competent and motivated employees in the internal office and sales representatives are available to you.





KNOW HOW

La continua ricerca di nuove tecnologie e l'attento esame dei processi già esistenti stanno alla base del nostro sviluppo. Il confronto con il mercato diventa ogni giorno spunto costruttivo per perfezionarci ed essere in grado di seguire la giusta direzione.

Die stetige Suche nach neuen Technologien und die aufmerksame Prüfung aller Abläufe sind die Basis unserer Entwicklungen. Der Vergleich mit dem Markt wird zum täglichen Ansporn uns zu perfektionieren und dient als Bestätigung dem richtigen Weg zu folgen.

.....

The continuous search of new technologies and the careful examination of the existing processes are the base of our development. The comparison with the market becomes every day constructive cue in order to perfect us and to be in a position to following the right direction.



QUALITY



Produciamo oggetti di grande qualità e consideriamo nostro dovere testarli sulla sicurezza, la durata e l'aspetto tecnico-funzionale. Facciamo quindi molte prove di laboratorio in collaborazione con istituti di certificazione per garantirvi qualità e sicurezza attestate.

AND

SAFETY

Als Produzent hochwertiger Produkte erachten wir es als unsere Pflicht, Ihnen Produkte anzubieten, die unter dem Aspekt der Sicherheit, Technik, Funktionalität und Langlebigkeit entwickelt wurden. Umfangreiche Tests und die Zusammenarbeit mit Prüfcentren garantieren unseren Kunden Qualität, Komfort und Sicherheit.



We take pride in producing high quality, technical and functional products, so that you can get many years satisfaction from our products. We strive to guarantee consistently high standards by working closely with all relevant testing and certification institutes and by following our own strict quality and safety criteria.



L'innovazione nasce dall'ambizione e dalla curiosità di sviluppare quotidianamente nuove idee. La formazione professionale individuale e la volontà di crescere insieme contribuiscono all'affermazione del nostro ruolo di precursori nel settore.

CURIOSITY

Die Innovation entsteht durch den Ansporn und die Motivation ständig neue Ideen zu entwickeln. Die persönliche berufliche Entwicklung und der Wille gemeinsam zu wachsen, tragen zum Erfolg unserer Rolle als Vorreiter im Sektor bei.

.....

The innovation is born from the ambition and the curiosity to develop new ideas every day. The individual professional formation and the common intention to grow, contribute to the affirmation of our role of premonitory in the field.



PROVEX

comfort in the bathroom

SHOWERER

Molto più box doccia
Viel mehr Duschkabine
Much more than a shower enclosure





PLEASURE



**TUTTA LA
PERSONALIZZAZIONE
CHE VUOI E...**

FUORI MISURA SONDERMASSE SPECIAL SOLUTIONS

Uno stile personale a volte necessita di soluzioni personalizzate. Grazie alla nostra esperienza pluriennale siamo in grado di offrire soluzioni adatte a tutte le esigenze.

Ein besonderer Stil verlangt manchmal eine besondere Lösung. Wir bieten aufgrund unserer langjährigen Erfahrung Vorschläge für alle Einbausituationen an.

Special style sometimes needs a special solution. On the basis of our longstanding experience we can offer solutions for every built in situation.



... INSTALLAZIONE SENZA SILICONE: IGIENICA, DURATURA ED ESTETICA

SILICON FREE

I nostri box doccia possono essere installati senza silicone grazie ad una guarnizione in pvc resistente all'acqua e ai raggi UV che viene fissata sul profilo verticale interno al muro. Eliminando il silicone, terreno fertile per muffe, germi e batteri, garantiamo così la massima igiene e pulizia.

.....

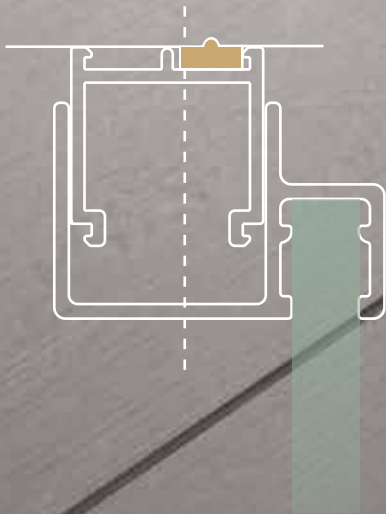
SILICON FREE

Unsere Duschkabinen können am vertikalen Wandprofil durch eine Wasser- und UV-beständige PVC Dichtgummi ohne Silikon montiert werden. Durch das Weglassen von Silikon, Nährboden für Schimmel, Keime und Bakterien garantieren wir ein Höchstmaß an Hygiene und Reinigung.

.....

SILICON FREE

Our shower enclosures can be mounted on their vertical wall profiles using a water and UV resistant PVC seal without silicone. Through the omission of silicone there is no breeding ground for mold, germs and bacteria, we are therefore able to guarantee maximum hygiene and cleaning.



**... ED UN SISTEMA
DI MONTAGGIO
SEMPLICE E VELOCE**

+PLUS

SMS SYSTEM

- SMS sta per montaggio semplice e veloce
- Profilo a parete senza bisogno di silicone
- Posizionamento con vite d'aggiustamento
- Sostegni dei laterali regolabili in lunghezza
- Aiuti di montaggio facilitano l'installazione
- I componenti e le cerniere sono premontati
- Istruzione di montaggio con lista problemi/soluzioni

SMS SYSTEM

- SMS steht für eine einfache und schnelle Montage
- Silikonfreier Wandanschluss
- Positionierung durch die Verstellerschraube
- Seitenteilstützen sind längenregulierbar
- Montagehilfen erleichtern den Aufbau
- Komponenten und Scharniere sind vormontiert
- Montageanleitungen mit Problemlösungslisten

SMS SYSTEM

- SMS stands for a simple and fast assembly
- Silicone free wall junction
- Positioning using the adjusting bolt
- Side part supports are length adjustable
- Assembly aids facilitate construction
- Components and hinges are pre-mounted
- Assembly instructions include problem solving lists

SMS

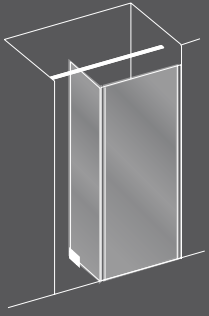


Modula

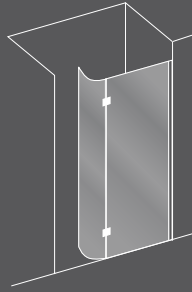
Design Talocci








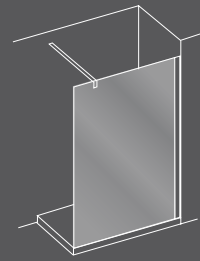
Modula **MF**



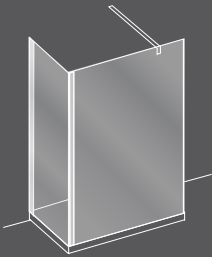
Modula **MV**



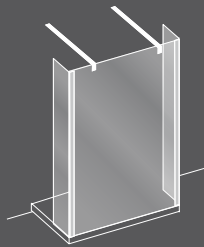
Modula **ME**



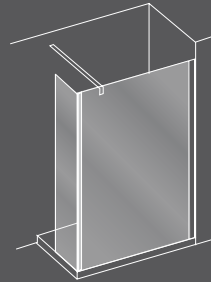
Modula **MR-1**



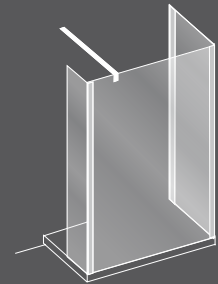
Modula **MR-2**




Modula **MR-3**



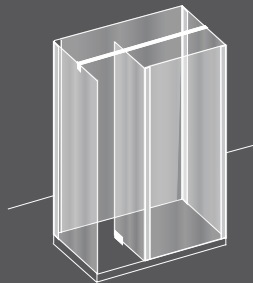
Modula **MR-4**



Modula **MR-5**



Modula **MX-1**



Modula **MX-2**

MODULA

models

IT

- Sistema modulare per docce di ampie misure
- Montaggio a filo pavimento o su piatto doccia
- Con profilo per la compensazione del pavimento fuori livello
- Altezza 2000 mm ed estensibilità fino a 50 mm
- Tenuta stagna testata a 11 litri/minuto
- Profilo a parete senza ausilio di silicone
- Profilo murale a scomparsa
- Con attaccapanni

DE

- Modulares System für Großraumduschen
- Montage bodenbündig oder auf Duschtasse möglich
- Bodenprofil zum Ausgleich von Unebenheiten
- Kabinenhöhe 2000 mm und Verstellbereich bis 50 mm
- Getestete Wasserdichtheit 11 Liter/Minute
- Schattenprofil an der Wandbefestigung
- Silikonfreier Wandanschluss
- Mit Kleiderhacken ausgestattet

ENG

- Modular system for extra-large shower areas
- Assembly is possible on a shower tray or flush to the floor
- With floor profile to compensate for unevenness
- Enclosures height of 2000 mm with adjustability up to 50 mm
- Tested to be watertight 11 litres per minute
- Silicone free wall junction
- Shadow profile on the wall side
- With coat hook

ES

- Sistema modular para las duchas de medidas grandes
- El perfil permite ajustar las desigualdades
- Permite instalarla al suelo o sobre el plato de ducha
- Altura 2000 mm y extensibilidad hasta 50 mm
- No sale el agua al exterior hasta 11 litros/minutos
- Fijación a pared sin necesidad de silicona
- Perfil mural oculto
- Con percha

RU

- модульная система для больших душевых
- монтаж возможен в уровень с полом или на душевой поддон
- напольный профиль для компенсации неровностей
- высота кабины 2000 мм и диапазон регулирования до 50 мм
- Испытанная герметичность 11 л/мин.
- крепление к стене без силикона
- оборудован крючком для одежды



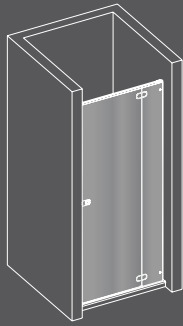
Flat



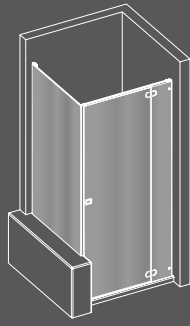
Design Provex - Talocci



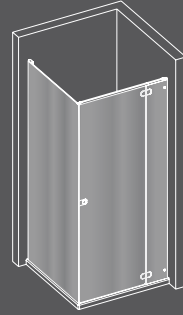




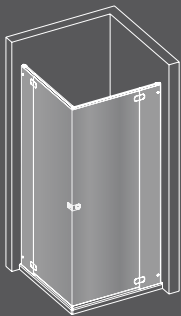
Flat **FN**



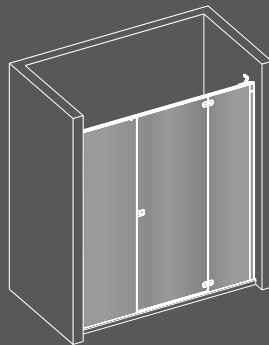
Flat **FN + FB**



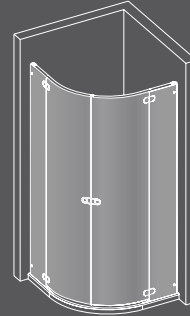
Flat **FT + FW**



Flat **FT**



Flat **FI**



Flat **FR**

FLAT models

IT

- Design Studio Provex e Talocci
- Massima trasparenza con il sistema a cerniera incassata
- Pulizia ideale grazie al design completamente liscio (cerniere, profili e maniglia)
- Altezza 1950 mm e spessore vetro temperato 8 mm
- Regolazione graduale fino a 35 mm
- Tenuta stagna testata fino a 11 litri/minuto
- Montaggio facile con diverse guide di installazione
- Profilo a parete senza silicone e a scomparsa

DE

- Design Studio Provex und Talocci
- Maximale Transparenz durch die eingesetzte Scharniertechnik
- Ideale Reinigungseigenschaft durch flächenbündiges Design (Scharnier, Profil und Griff)
- Kabinenhöhe 1950 mm mit 8 mm Sicherheitsglas
- Stufenloser Verstellbereich bis 35 mm
- Getestete Wasserdichtheit von 11 Liter/Minute
- Einfachste Montage durch verschiedene Installationshilfen
- Silikonfreier Wandanschluß und Schattenprofil

ENG

- Design Studio Provex and Talocci
- Maximum transparency through the assigned hinge technology
- Ideal to clean due to the completely flat design (hinges, profiles and handle)
- Height 1950 mm with 8 mm safety glass
- Smooth adjustment up to 35 mm
- Tested to be watertight up to 11 l/minute
- Simplest assembly through various installation aids
- Silicone free wall junction and shadow wall profile

ES

- Design Studio Provex y Talocci
- Transparencia máxima por la tecnología de la bisagra encastrada
- Limpieza ideal por el diseño totalmente plano (bisagras, perfiles y maneta)
- Altura 1950 mm y cristal de 8 mm de espesor
- Extensibilidad plana hasta 35 mm
- No sale el agua al exterior hasta 11 l/minuto
- Montaje más simple con ayuda de instalación completa
- Fijación a pared sin necesidad de silicona y perfil mural oculto

RU


- Дизайн Studio Provex и Talocci
- Максимальная прозрачность благодаря новым технологиям
- Идеальная очистка благодаря полностью гладкому дизайну
- Высота 1950 мм и толщина стекла 8 мм
- Диапазон регулировки до 35 мм и водонепроницаемость до 11 л/мин
- Очень простая установка
- Вертикальный профиль не требует нанесения силикона
- Крепление к стене без силикона



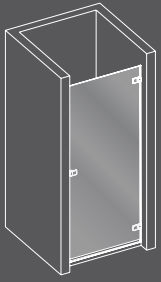
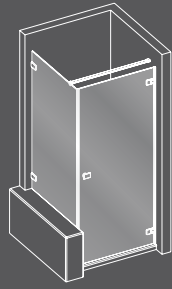
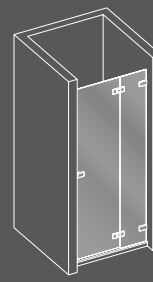
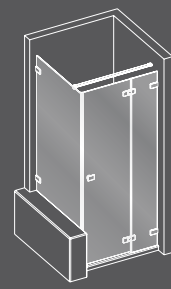
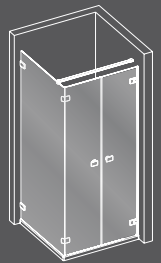
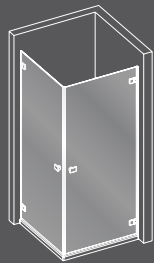
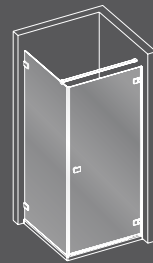
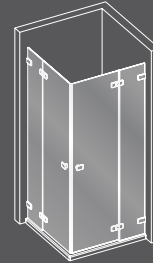
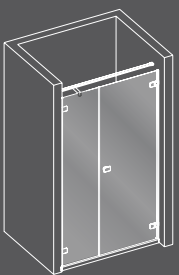
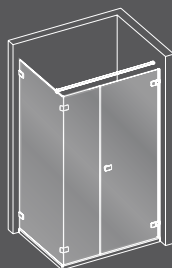
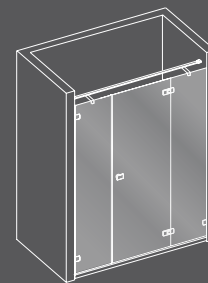
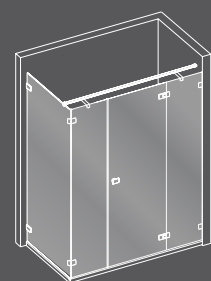
X-Line



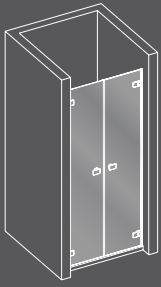
Provex Design





X-Line **XN**X-Line **XN + XB**X-Line **XN-2**X-Line **XN-2 + XB**X-Line **XP-1 + XW-1**X-Line **XE**X-Line **XT + XW**X-Line **XE-2**X-Line **XI**X-Line **XI-1 + XW-2**X-Line **XI-3**X-Line **XI-3 + XW-2**

X-LINE models



X-Line **XP**

IT

- Design Studio Provex
- Massima trasparenza con il sistema a cerniera
- Viti planari all'interno del box per facilitare la pulizia
- Lavorazione completamente su misura
- Cerniera con sistema a pendolo fino a 270°
- Porte con meccanismo di sollevamento/abbassamento non visibile
- Tenuta stagna testata a 11 litri/minuto

DE

- Design Studio Provex
- Maximale Transparenz durch die Scharniertechnik
- Scharnierschrauben sind für eine ideale Reinigung im Glas innen versenkt
- Verarbeitung komplett als Sonderausführung
- Scharnier mit Pendelanschlag bis zu 270°
- Türelemente mit nicht sichtbarem Hebe- Senkmechanismus
- Getestete Wasserdichtheit von 11 Liter/Minute

ENG

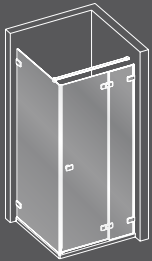
- Design Studio Provex
- Maximum transparency through hinge technology
- Hinge screws are sunk into the glass to optimize cleaning
- Manufacture completely on special size
- Pivoting in/out hinge up to 270°
- Door elements with not visible up and down lifting mechanism
- Tested to be watertight 11 litres per minute

ES

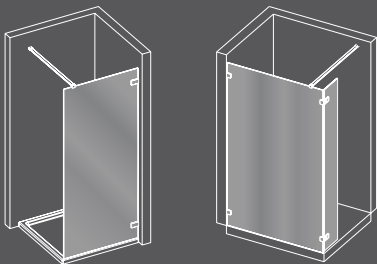
- Design Studio Provex
- Máxima transparencia con el sistema de bisagra
- Tornillos planos en el interior de la cabina para optimizar la limpieza
- Fabricación totalmente de medida especial
- Bisagra pivotante in/out hasta 270°
- Puertas con mecanismo de levantamiento/descenso non visible
- No sale el agua al exterior hasta 11 litros/minutos

RU

- Дизайн Studio Provex
- Максимальная прозрачность благодаря технологии петель
- Болты утоплены в стекло для более легкой очистки
- Возможность изготовления полностью по специальным размерам
- Вращение петель внутрь/наружу до 270°
- Двери со скрытым подъемным механизмом
- Испытанная герметичность 11 л/мин



X-Line **XT-2 + XW**



X-Line **XW-5 / XV**



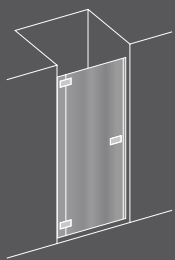
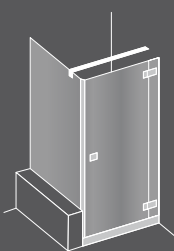
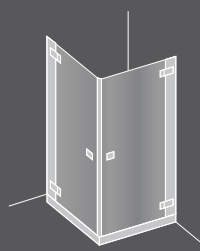
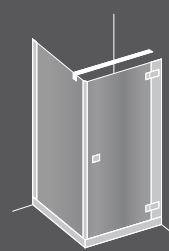
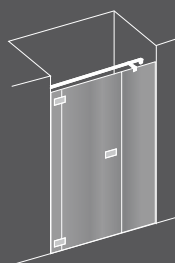
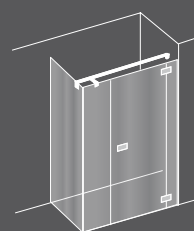
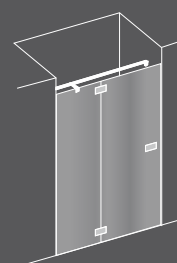
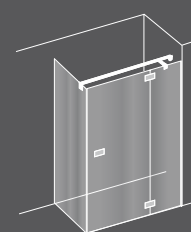
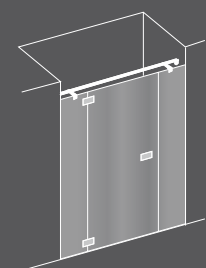
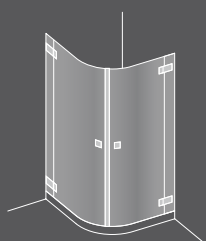
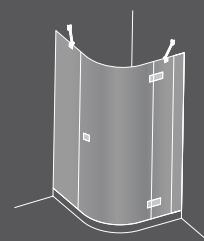
E-Lite



Design Talocci





E-Lite **EN**E-Lite **EN + EB**E-Lite **ET**E-Lite **ET + EW**E-Lite **EI-1**E-Lite **EI-1 + EW-2**E-Lite **EI-2**E-Lite **EI-2 + EW-1**E-Lite **EI-3**E-Lite **ER**E-Lite **ES**

E-LITE models

IT

- Massima trasparenza con il sistema a cerniera
- Viti planari all'interno del box
- Altezza 1950 mm
- Estensibilità da 25 – 50 mm
- Tenuta stagna testata 11 litri/minuto
- Profilo a parete senza bisogno di silicone
- Profilo murale a scomparsa
- Porte con meccanismo di sollevamento/abbassamento

DE

- Maximale Transparenz durch die Scharniertechnik
- Scharnierschrauben sind im Glas versenkt
- Kabinenhöhe 1950 mm
- Verstellbereich von 25 – 50 mm
- Getestete Wasserdichtheit 11 Liter/Minute
- Silikonfreier Wandanschluss
- Schattenprofil an der Wandbefestigung
- Türelemente mit Hebe- Senkmechanismus

ENG

- Maximum transparency through hinge technology
- Hinge screws are sunk into the glass
- Enclosures height of 1950 mm
- Adjustment from 25 - 50 mm
- Tested to be watertight 11 litres per minute
- Silicone free wall junction
- Shadow profile on the wall side
- Door elements with up and down lifting mechanism

ES

- Máxima transparencia con el sistema de bisagra
- Tornillos planos en el interior de la cabina
- Altura 1950 mm
- Extensibilidad de 25 – 50 mm
- No sale el agua al exterior hasta 11 litros/minutos
- Fijación a pared sin necesidad de silicona
- Perfil mural oculto
- Puertas con mecanismo de levantamiento/descenso

RU

- Максимальная прозрачность благодаря строению шарниров
- Болты шарниров утоплены в стекло
- Высота кабины 1950 мм
- Диапазон регулировки кабин от 25 до 50 мм
- Испытанная герметичность 11 л/мин.
- Крепление к стене без силикона
- Элементы дверей с подъемным механизмом



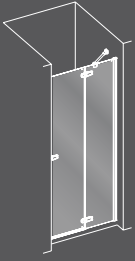
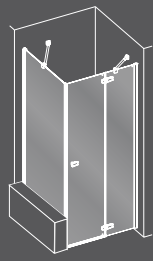
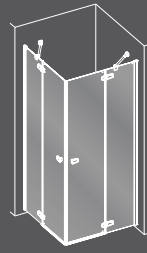
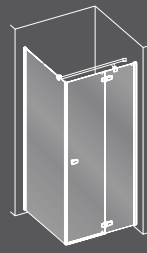
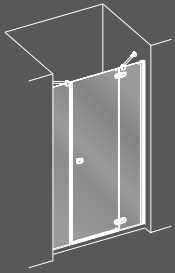
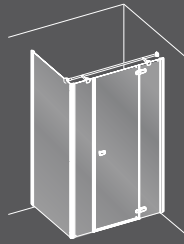
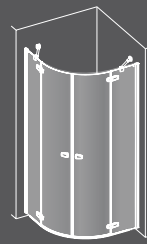
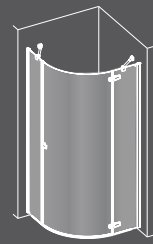
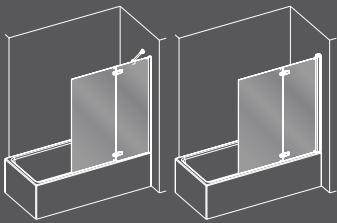
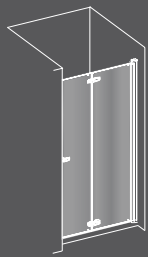
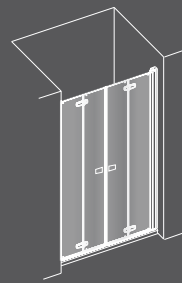
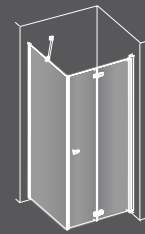
Combi Combi Free



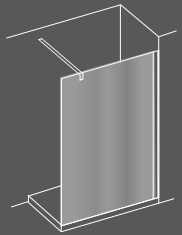
Design Provex



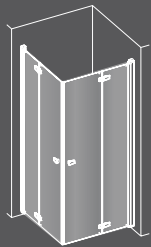


Combi **CN**Combi **CN + CB**Combi **CT**Combi **CT + CW**Combi **CI**Combi **CI + CW-2**Combi **CR**Combi **CS**Combi **CK-1 / CK-2**Combi free **CF**Combi free **CE**Combi free **CE + CW-1**

COMBI COMBI FREE models



Combi **CW-5**



Combi free **CE + CE**

IT

- Design Studio Provex
- Massima trasparenza con il sistema a cerniera
- Viti planari all'interno del box
- Altezza 1950/1975 mm e un'estensibilità da 25 – 35 mm
- Tenuta stagna testata a 11 litri/minuto
- Profilo a parete senza bisogno di silicone e a scomparsa
- Porte con meccanismo di sollevamento/abbassamento

DE

- Design Studio Provex
- Maximale Transparenz durch die Scharniertechnik
- Scharnierschrauben sind im Glas versenkt
- Kabinenhöhe 1950/1975 mm und einen Verstellbereich von 25 – 35 mm
- Getestete Wasserdichtheit von 11 Liter/Minute
- Silikonfreier Wandanschluss und Schattenprofil
- Türelemente mit Hebe- Senkmechanismus

ENG

- Design Studio Provex
- Maximum transparency through hinge technology
- Hinge screws are sunk into the glass
- Enclosures height of 1950/1975 mm and adjustability from 25 - 35 mm
- Tested to be watertight 11 litres per minute
- Silicone free wall junction and shadow wall profile
- Door elements with up and down lifting mechanism

ES

- Design Studio Provex
- Máxima transparencia con el sistema de bisagra
- Tornillos planos en el interior de la cabina
- Altura 1950/1975 mm y una extensibilidad de 25 – 35 mm
- No sale el agua al exterior de 11 litros/minutos
- Fijación a pared sin necesidad de silicona y perfil mural oculto
- Puertas con mecanismo de levantamiento/descenso

RU

- Дизайн студии «Provex»
- Максимальная прозрачность благодаря использованию шарниров
- Винты шарниров утоплены в стекло
- Высота кабины 1950/1975 мм и диапазон регулировки 25 - 35 мм
- Проверенная герметичность до 11 л/мин
- Настенный профиль и теневой профиль без силикона
- Двери с подъемно-опускным механизмом



Jolly



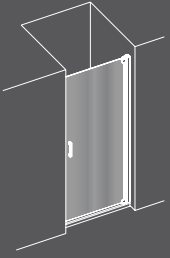
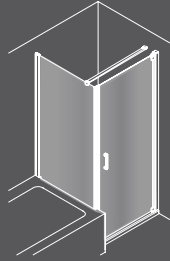
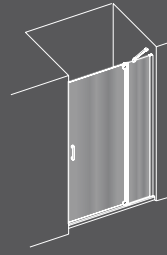
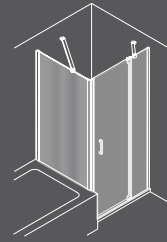
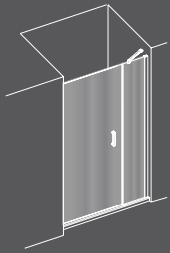
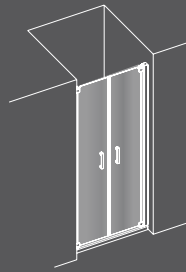
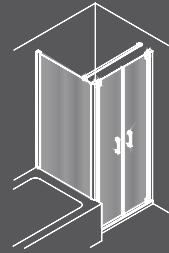
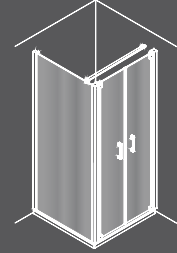
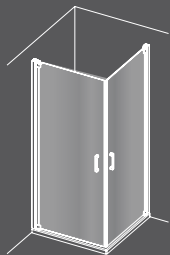
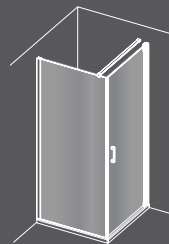
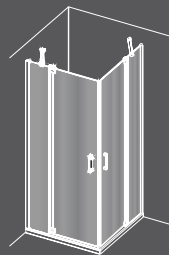
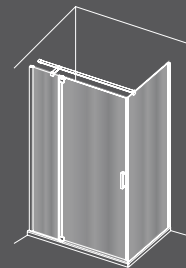
Design Provex



MINMAX





Jolly **JN**Jolly **JN + JB**Jolly **JN-2**Jolly **JN-2 + JB**Jolly **JI**Jolly **JP**Jolly **JP + JB-1**Jolly **JP + JW-1**Jolly **JE**Jolly **JT + JW**Jolly **JE-2**Jolly **JT-2 + JW**

JOLLY models

IT

- **MinMax** – il sistema innovativo con un'estensibilità fino a 90 mm
- Design eccezionale senza profili orizzontali
- Cerniera basculante IN/OUT fino a 270°
- Porte con meccanismo di sollevamento/abbassamento invisibile e attivo
- Altezza vetro e profilo uniforme di 2000 mm
- Regolazione di precisione e aggiustamento postumo di tutti gli elementi
- Tenuta stagna testata a 11 litri/minuto
- Profilo a parete senza bisogno di silicone

DE

- **MinMax** – das innovative System mit bis zu 90 mm Verstellbereich
- Herausragendes Design ohne Querverbinder
- Pendelscharnier IN/OUT bis zu 270°
- Türelemente mit unsichtbarem und aktivem Hebe- Senkmechanismus
- Einheitliche Glas- und Profilhöhe 2000 mm
- Stufenlose Feineinstellung und Nachadjustierung aller Elemente
- Getestete Wasserdichtigkeit von 11 Liter/Minute
- Silikonfreier Wandanschluss

ENG

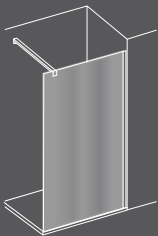
- **MinMax** – the innovative system with adjustment up to 90 mm
- Outstanding design without horizontal profiles
- Saloon door hinges IN/OUT up to 270°
- Door elements with active and invisible up and down lifting mechanism
- Uniform glass and profile height 2000 mm
- Infinitely micro- and re-adjustment of all elements
- Tested to be watertight 11 liters per minute
- Silicon free wall junction

ES

- **MinMax** – un sistema innovador con una extensibilidad de 90 mmm
- Diseño excepcional sin perfil horizontal
- Bisagra basculante IN/OUT hasta 270°
- Puertas con mecanismo de levantamiento/descenso invisible y activo
- Altura vidrio y perfil uniforme 2000 mm
- Regulación extrema en el ajustamento de todos los elementos
- Probado que es estanca para un caudal 11 litros/minutos
- Fijación a pared sin necesidad de silicona

RU

- **MinMax** - инновационная система с регулировкой до 90 мм
- Дизайн без горизонтальных профилей
- петли IN / OUT до 270°
- не видимые подъемно поворотный петли
- стекло и высота профиля 2000 мм
- точная регулировка всех элементов
- тестировано водонепроницаемость 11 литров в минуту
- вертикальный профиль не требует нанесения силиконового герметика



Jolly **JW-5**



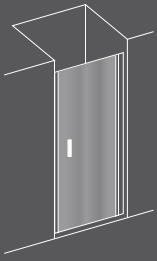
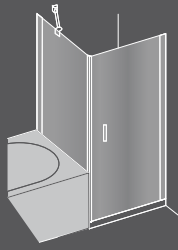
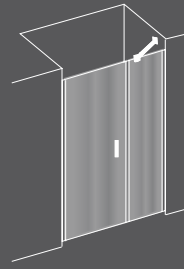
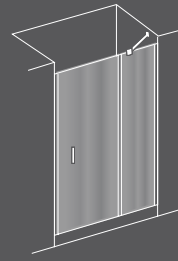

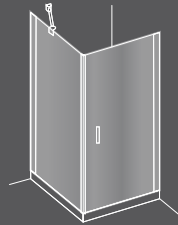
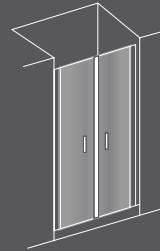
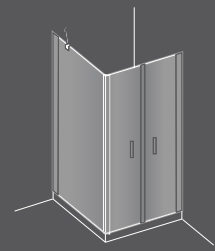
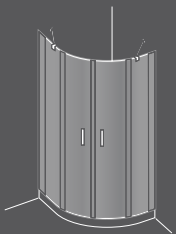
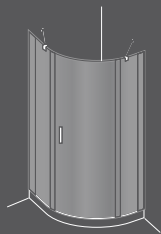
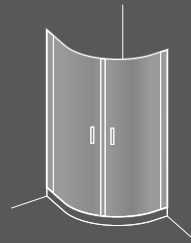
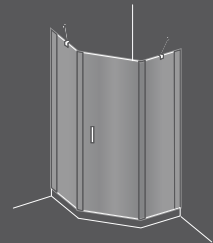
Vario



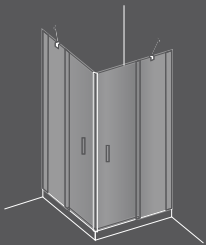
Design Provex



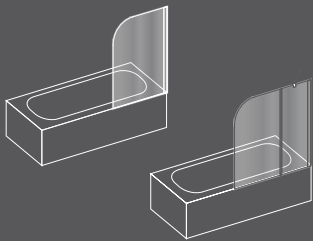


Vario **NE**Vario **NE + BE**Vario **NI**Vario **NV**Vario **TE**Elegance **TE + WE**Vario **PD**Vario **PD + WP**Vario **QV**Vario **QS**Vario **QE**Vario **FV**

VARIO models



Vario **EV**



Vario **KE / KV**

IT

- Design trasparente senza profili orizzontali
- Porte con meccanismo di sollevamento/abbassamento
- Estensibilità da 25 – 35 mm
- Tenuta stagna testata a 11 litri/minuto
- Altezza 1975 mm
- Massima entrata usando porte pivotanti
- Regolazione fine e aggiustamento delle porte
- Profilo a parete senza bisogno di silicone

DE

- Transparentes Design ohne Querverbinder
- Türelemente mit Hebe- Senkmechanismus
- Verstellbereich von 25 – 35 mm
- Getestete Wasserdichtheit 11 Liter/Minute
- Kabinenhöhe 1975 mm
- Maximale Einstiegsbreite durch die großen Schwingtüren
- Feineinstellung und Nachadjustierung der Türelemente
- Silikonfreier Wandanschluss

ENG

- Transparent design without horizontal profiles
- Door elements with up and down lifting mechanism
- Adjustment from 25 - 35 mm
- Tested to be watertight 11 litres per minute
- Enclosures height of 1975 mm
- Maximum entrance through the large swinging doors
- Micro- and re-adjustment of the door elements
- Silicone free wall junction

ES

- Diseño transparente sin perfil horizontal
- Puertas con mecanismo de levantamiento/descenso
- Extensibilidad de 25 – 35 mm
- No sale el agua al exterior hasta 11 litros/minutos
- Altura 1975 mm
- Gran abertura con puertas pivotantes
- Regulación extrema en el ajustamiento de las puertas
- Fijación a pared sin necesidad de silicona

RU

- Прозрачный дизайн без поперечного соединителя
- Элементы дверей с подъемным механизмом
- Диапазон регулировки кабин от 25 до 35 мм
- Испытанная герметичность 11 л/мин.
- Высота кабины 1975 мм
- Максимальная ширина входа благодаря широким распашным дверям
- Точная установка и последующая регулировка элементов дверей
- Крепление к стене без силикона



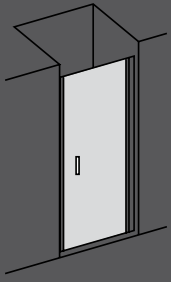
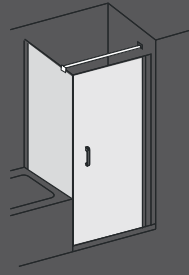
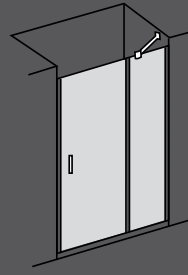
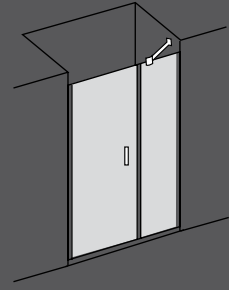
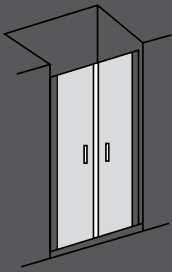
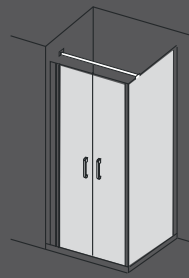
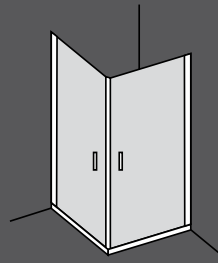
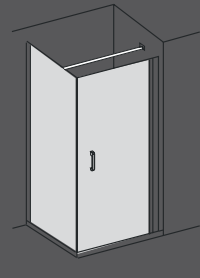
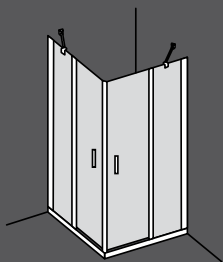
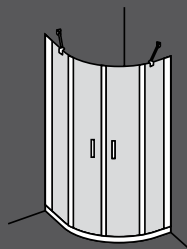
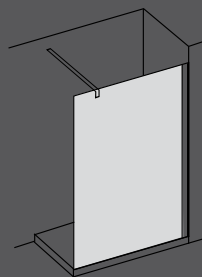
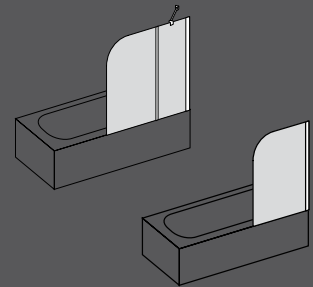
Look



Design Provex





Look **LN**Look **LN + LB**Look **LN-2**Look **LI**Look **LP**Look **LP + LW-1**Look **LT**Look **LT + LW**Look **LE**Look **LR**Look **LW-5**Look **LK**

LOOK models

IT

- Design lineare e moderno senza profili orizzontali
- Ideale rapporto qualità-prezzo e vasta gamma di modelli
- Elementi porta basculante con meccanismo di sollevamento-abbassamento attivo
- Profilo a parete senza bisogno di silicone
- Estensibilità da 25-35 mm e vetro di sicurezza 6 mm
- Tenuta stagna testata a 11 litri/minuto
- Altezza continua della cabina 1950 mm (profilo e vetro)

DE

- Lineares, modernes Design ohne Querverbinder
- Ideales Preis-Leistungsverhältnis und große Modellvielfalt
- Pendel-Türelemente mit aktivem Hebe-Senkmechanismus
- Silikonfreier Wandanschluss
- Verstellbereich von 25 – 35 mm und 6 mm Sicherheitsglas
- Getestete Wasserdichtheit von 11 Liter/Minute
- Durchgehende Kabinenhöhe 1950 mm (Profil und Glas)

ENG

- Linear, modern design without horizontal profiles
- Ideal price-performance ratio and wide range of models
- Saloon door elements with active rise and fall lifting mechanism
- Silicone-free wall junction
- Adjustment range 25-35 mm and 6 mm safety glass
- Tested to be watertight to 11 liters per minute
- Continuous cabin height 1950 mm (profile and glass)

ES

- Diseño lineal y moderno sin perfil horizontal
- Buena relación calidad-precio y una amplia gama de modelos
- Mecanismo de puerta basculante de levantamiento/descenso permanente
- Fijación a pared sin necesidad de silicona
- Extensibilidad de 25 a 35 mm y vidrio de seguridad de 6 mm
- Estanqueidad para un caudal máximo 11 litros/ minuto
- Altura de la mampara 1950 mm (perfil + vidrio)

RU

- Современный дизайн без горизонтального профиля
- Идеальное соотношение цена-качество и широкий ассортимент моделей
- двери с подъемно-поворотным механизмом
- вертикальный профиль не требует нанесения силиконового герметика
- Диапазон регулировки 25-35 мм, 6 мм безопасное стекло
- проверенная герметичность до 11 л/мин
- Высота изделия 1950 мм (профиль и стекло)



Soft



Design Provex

SOFT STOP

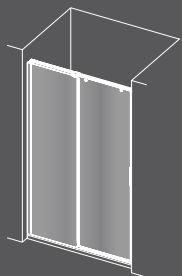




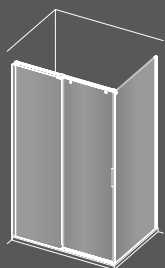
EASY-FIX



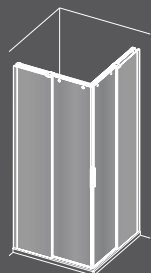
SOFT models



Soft **NS**



Soft **NS + WS**



Soft **AS**

IT

- Design Studio Provex
- Apertura e chiusura rallentata delle porte con “sistema soft-close”
- Altezza 2000 mm e regolazione da 25-45 mm
- Vetro temperato spessore 8 mm per porte e laterali
- Ruote a cuscinetto regolabili in altezza
- Profilo murale con “Easy-Fix” per un semplice montaggio
- Porte sganciabili per una pulizia più facile
- Tenuta stagna testata a 11 litri/minuto
- Profilo a parete senza bisogno di silicone

DE

- Design Studio Provex
- Sanfte Schließung und Öffnung der Türen mit „Soft-Stop-System“
- Höhe 2000 mm und Verstellbereich von 25-45 mm
- Glasstärke 8 mm für die Schiebetüren und Seitenteile
- Kugelgelagerte Räder mit Höhenverstellung
- Wandprofil mit “Easy-Fix” zur einfachen Montage
- Ideale Reinigung mit Aushängemechanismus der Tür
- Getestete Wasserdichtigkeit von 11 Liter/Minute
- Silikonfreier Wandanschluss

ENG

- Design Studio Provex
- Soft closing and opening of the doors with “soft-stop system”
- Height 2000 mm and adjustment from 25-45 mm
- Doors and side panels with 8 mm safety glass
- Ball bearing wheels adjustable in height
- Wall profile with “Easy-Fix” for a simple installation
- Door elements release for easier cleaning
- Tested to be watertight 11 liters per minute
- Silicon free wall junction

ES

- Design Studio Provex
- Apertura y cierre suave de las puertas con el “sistema de soft-stop”
- Altura 2000 mm y estabilidad 25-45 mm
- Espesor de vidrio de 8 mm para las puertas y paredes laterales
- Ruedas con cojinetes regulables en altura
- Perfil de la pared con “Easy-Fix” para una fácil instalación
- Limpieza Ideal con mecanismo de bloqueo de la puerta
- Probado que es estanca para un caudal 11 litros/minutos
- Fijación a pared sin necesidad de silicona

RU

- Design Studio Provex
- плавное открывание и закрывание при помощи «специальной системы»
- Высота 2000 мм и регулировка от 25-45 мм
- Толщина стекла 8 мм дверей и боковых панелей
- возможность регулировки по высоте
- Идеальная очистка с запирающим механизмом двери
- протестировано водонепроницаемость 11 литров в минуту
- без силикона



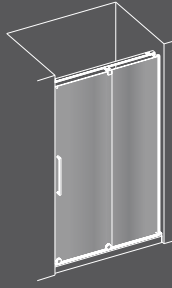
S-Lite



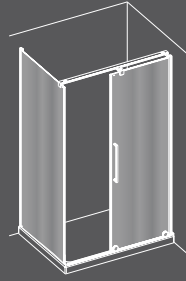
Design Talocci



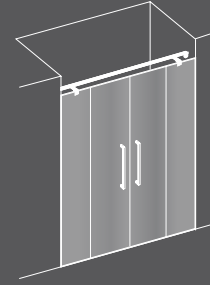




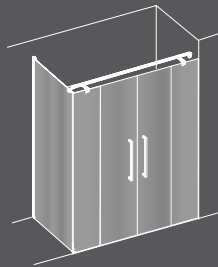
S-Lite **SN**



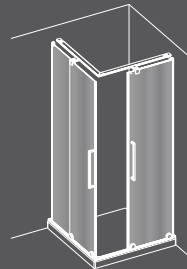
S-Lite **SN + SW**



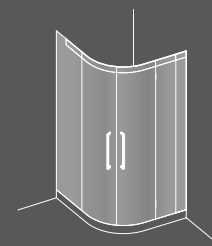
S-Lite **SI**



S-Lite **SI + SW-1**



S-Lite **SK**



S-Lite **SR**

IT

- Altezza 1950 mm ed estensibilità da 25 a 50 mm
- Spessore vetro 8 mm per le porte scorrevoli
- Tenuta stagna testata a 11 litro/minuto
- Posizione delle ruote in basso garantisce un ideale scorrimento
- Ruote a cuscinetto regolabili in altezza
- Massima stabilità grazie al sostegno continuo e montaggio semplice
- Viti planari all'interno del box facilitano la pulizia
- Profilo murale a scomparsa
- Profilo a parete senza bisogno di silicone

DE

- Höhe 1950 mm und Verstellbereich von 25 - 50 mm
- Glasstärke 8 mm für die Schiebetüren
- Getestete Wasserdichtheit 11 Liter/Minute
- Positionierung der Räder unten garantiert ideale Gleiteigenschaft
- Kugelgelagerte Räder mit Höhenverstellung
- Höchste Stabilität durch durchgehende Stütze und einfachste Montage
- Ideale Reinigung durch versenkte Schrauben im Glas
- Schattenprofil an der Wandbefestigung
- Silikonfreier Wandanschluss

ENG

- Height 1950 mm and adjustment from 25 - 50 mm
- 8 mm glass sliding door
- Tested to be watertight 11 litres per minute
- Bottom wheels ensure smooth silent door motion
- Ball bearing wheels adjustable in height
- High stability through continuous support and easy assembly
- Screws are sunk into the glass and facilitate the cleaning
- Shadow profile on the wall side
- Silicone-free wall junction

ES

- Altura 1950 mm y extensibilidad de 25 - 50 mm
- Vidrio de 8 mm de espesor para puertas corredizas
- No sale el agua al exterior hasta 11 litros/minutos
- La posición de las ruedas garantiza un deslizamiento ideal
- Ruedas con cojinetes regulables en altura
- Máxima estabilidad gracias al apoyo continuo y montaje simple
- Tornillos planos en el interior de la cabina facilitando la limpieza
- Fijación a pared sin necesidad de silicona y perfil mural oculto

RU

- Высота 1950 мм и диапазон регулировки от 25 до 50 мм
- Толщина стекла 8 мм для раздвижных дверей
- Испытанная герметичность 11 л/мин.
- Нижние ролики гарантируют идеальное скольжение
- Высокая стабильность благодаря широкой опоре
- Простой монтаж с шаблоном
- Легко чистятся благодаря утопленным болтам в стекло
- Крепление к стене без силикона



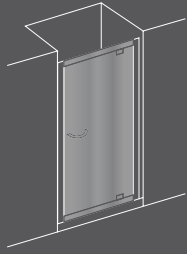
Arco Arco Free



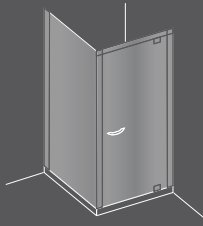
Design Provex



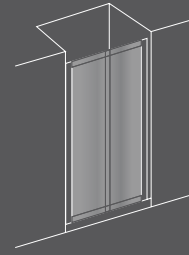




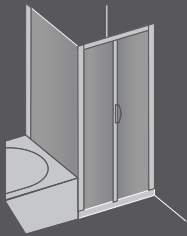
Arco **DE**



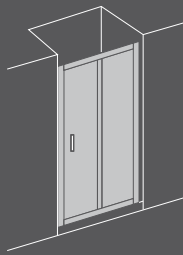
Arco **DE + WD/BD**



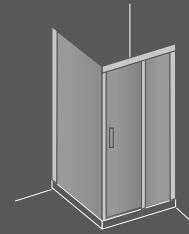
Arco **SF**



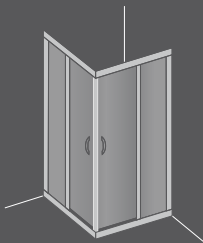
Arco **SF + WD/BD**



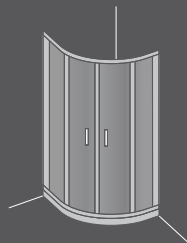
Arco **AN**



Arco **AN + WD-1**



Arco **AE**



Arco **AR**

ARCO ARCO FREE models

IT

- Massima stabilità e design appropriato
- Estensibilità da 25 – 45 mm
- Tenuta stagna testata a 15 litri/minuto
- Tutte le porte scorrevoli sono sganciabili per una pulizia più facile
- Tutti i box sono premontati e devono solo essere fissati
- Montaggio semplice con sistema SMS
- Profilo a parete senza bisogno di silicone

DE

- Höchste Stabilität und treffendes Design
- Verstellbereich von 25 – 45 mm
- Getestete Wasserdichtheit 15 Liter/Minute
- Alle Schiebeelemente sind zur besseren Reinigung ausklinkbar
- Alle Kabinen sind vormontiert und brauchen nur mehr befestigt zu werden
- Einfachste Montage mit SMS-System
- Silikonfreier Wandanschluss

ENG


- Highest stability and appropriate design
- The shower enclosures adjust from 25 - 45 mm
- Tested to be watertight 15 litres per minute
- All sliding elements release for easier cleaning
- All cabs are pre-mounted and only need to be fixed
- Simplest assembly with SMS system
- Silicone free wall junction

ES

- Máxima estabilidad y diseño apropiado
- Extensibilidad de 25 – 45 mm
- No sale el agua al exterior hasta 15 litros/minutos
- Las puertas corredizas se deslizan con gran facilidad
- Todas las cabinas van premontadas y sólo deben de ser fijadas
- Montaje simple con sistema SMS
- Fijación a pared sin necesidad de silicona

RU

- Высокая стабильность и универсальный дизайн
- диапазон регулировки кабин от 25 до 45 мм
- Испытанная герметичность 15 л/мин.
- все раздвижные элементы снимаются для упрощения очистки
- Все кабины уже собраны. Их следует только закрепить
- Простой монтаж благодаря системе быстрого монтажа
- Крепление к стене без силикона



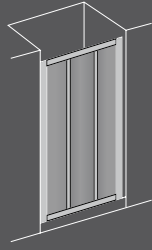
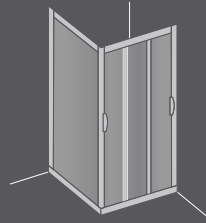
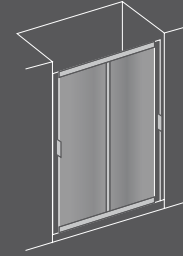
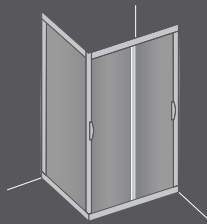
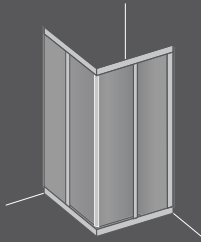
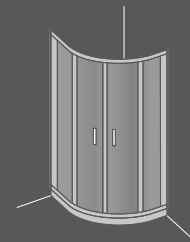
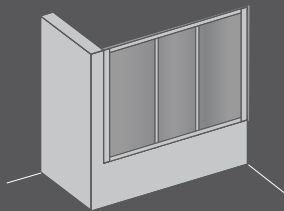
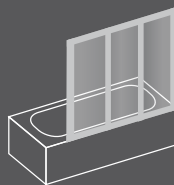
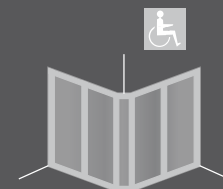
Classic



Provex Design





Classic **FC**Classic **FC + WC**Classic **NC**Classic **NC + WC**Classic **EC**Classic **RC**Classic **BC**Classic **PT**Classic **PT**

CLASSIC

models

IT

- Massima stabilità e design appropriato
- Estensibilità da 25 - 45 mm
- Tenuta stagna testata a 15 litri/minuto
- Tutte le porte scorrevoli sono sganciabili per una pulizia più facile
- Tutti i box sono premontati e devono solo essere fissati
- Montaggio semplice con sistema SMS

DE

- Höchste Stabilität und treffendes Design
- Verstellbereich von 25 – 45 mm
- Getestete Wasserdichtheit 15 Liter/Minute
- Alle Schiebeelemente sind zur besseren Reinigung ausklinkbar
- Alle Kabinen sind vormontiert und brauchen nur mehr befestigt zu werden
- Einfachste Montage mit SMS-System

ENG

- Highest stability and appropriate design
- Adjustment from 25 - 45 mm
- Tested to be watertight 15 litres per minute
- All sliding elements release for easier cleaning
- All cabs are pre-mounted and only need to be fixed
- Simplest assembly with SMS system

ES

- Máxima estabilidad y diseño apropiado
- Extensibilidad de 25 – 45 mm
- No sale el agua al exterior hasta 15 litros/minutos
- Las puertas corredizas se deslizan con gran facilidad
- Todas las cabinas van premontadas y sólo deben de ser fijadas
- Montaje simple con sistema SMS

RU

- Высокая стабильность и универсальный дизайн
- диапазон регулировки кабин от 25 до 45 мм
- Испытанная герметичность 15 л/мин.
- все раздвижные элементы снимаются для упрощения очистки
- Все кабины уже собраны. Их следует только закрепить
- Простой монтаж благодаря системе быстрого монтажа



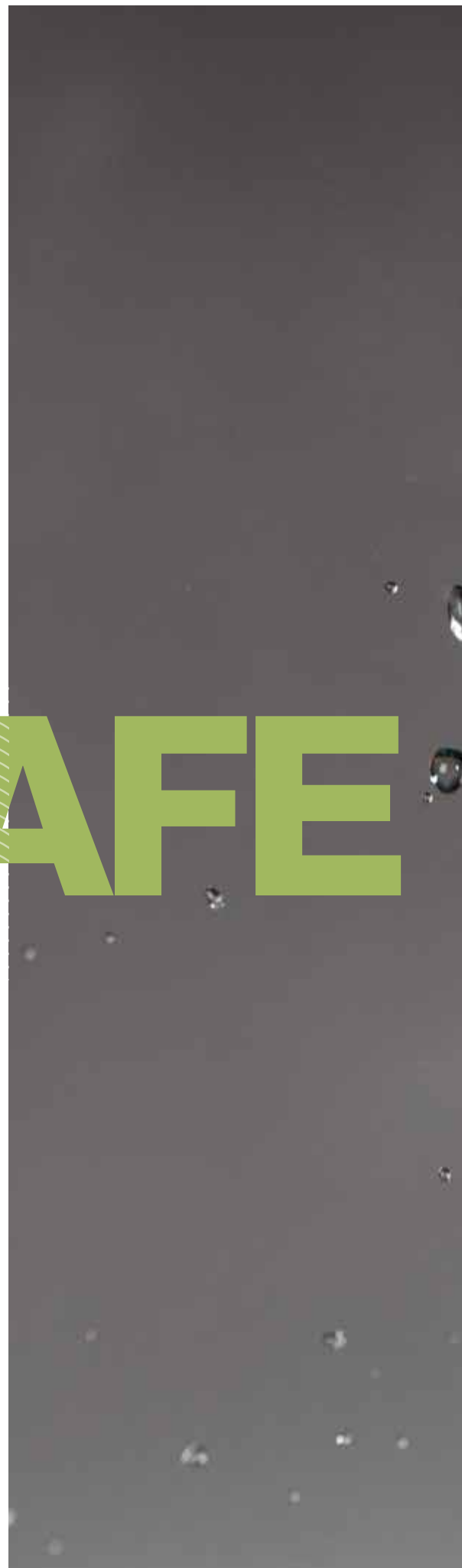


PROVEX

comfort in the bathroom

FEEL SAFE

Libertà di movimento in uno spazio confortevole e sicuro
Bewegungsfreiheit in einem angenehmen und sicherem Umfeld
Easy access in a comfortable and safe area





serie 500

Design A.M. design & Talocci Design





serie 500



Design A.M. design



serie 500

Design Talocci & A.M. design



Griffsystem
Belastbarkeit TÜV 130 kg
Aluminium und Edelstahl verchromt

Sistema di maniglioni
Portata massima TÜV 130 kg
Alluminio e acciaio inox cromato

Grab bar-system
Load bearing TÜV 130 kg
Aluminium and stainless steel chrome

serie 400



Design Provex





serie 400






- Sitz-und Grifffsystem
Belastbarkeit TÜV 130 -150 kg
Aluminium und Edelstahl verchromt

- Sistema di maniglioni e sedili
Portata massima TÜV 130 -150 kg
Alluminio e acciaio inox cromato

- Seat and grab bar-system
Load bearing TÜV 130 - 150 kg
Aluminium and Inox steel chrome

serie 300

Design Provex - Talocci





serie 300





Sitz- und Grifffsystem
Belastbarkeit TÜV 130 - 150 kg
Aluminium und Edelstahl satiniert/verchromt

Sistema di maniglioni e sedili
Portata massima TÜV 130 - 150 kg
Alluminio e acciaio inox satinato/cromo

Seat and grab bar-system
Load bearing TÜV 130 - 150 kg
Aluminium and Inox steel satin/chrome



serie 250

Design Provex





serie 250



Design Provex



serie 200



Design Provex



serie 150



Design Provex



serie 100



Design Talocci



OUR COMMON

Wir sind ständig auf der Suche nach etwas Besonderem, um unseren Kunden zeitgemäße Lösungen anbieten zu können – die Zusammenarbeit soll ständig weiterentwickelt, verbessert und erfolgreich gestaltet werden. Wir schaffen Platz für neue, kreative und gemeinsame Lösungen - diese führen in einem offenen und aufrichtigem Wissens- und Erfahrungsaustausch zum gemeinsamen Erfolg.

Siamo costantemente alla ricerca di qualcosa di particolare, per offrire ai nostri clienti soluzioni al passo con i tempi, ma anche per migliorare, alleggerire e far evolvere le loro modalità di lavoro. Creiamo spazi per idee e soluzioni nuove e creative, e queste, all'interno di un contesto aperto e schietto dove tutti i soggetti partecipano ad un reciproco scambio di conoscenze, portano al successo comune.

We are constantly searching for something special, in order to offer our customers up to date solutions, but also in order to improve, to ease and to help evolve their working models. We create room for new and creative ideas and solutions in an open and frank context, where all parties participate in a mutual exchange, leading to a common success.

SUCCESS



PROVEX



Provex Industrie GmbH/S.r.l.
Industriezone Nord 10 / Zona Industriale Nord
I-39031 Bruneck / Brunico (BZ)
Fon: +39 0474 57 15 11
Fon sales: +39 0474 57 15 34-37
Fax: +39 0474 57 15 71
info@provex.eu
www.provex.eu